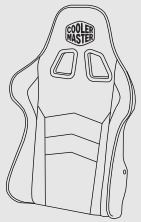


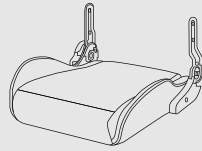
READY TO GO

A



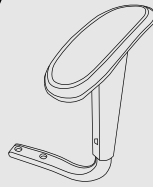
Backrest x 1

B



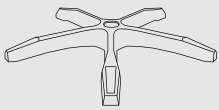
Seat x 1

C



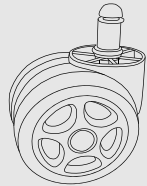
Armrest x 2

D



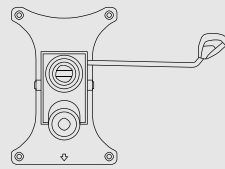
Base x 1

E



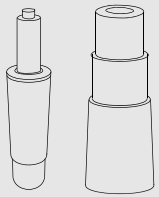
Wheels x 5

F



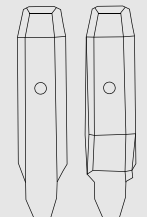
Tilt mechanism x 1

G



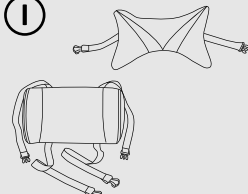
Gas lift/ Cover

H




Backrest covers x 2

I



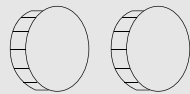
Head pillow x 1
Lumber pillow x 1

J



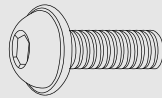
Universal tool x 1

K



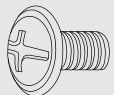
Cover Studs x 2

L



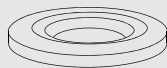
(M8*18mm) x 12

M



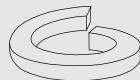
Philips screws x 2

N



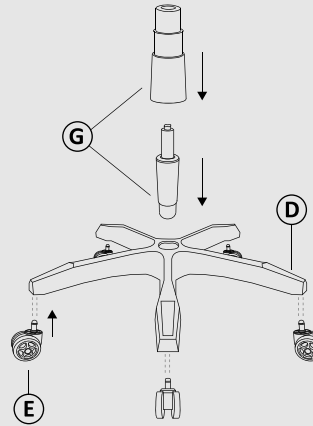
Flat washers x 12

O

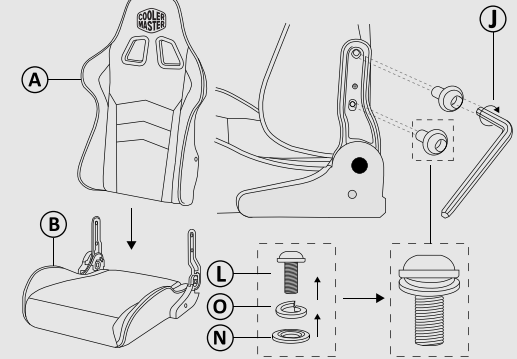


Lock washers x 12

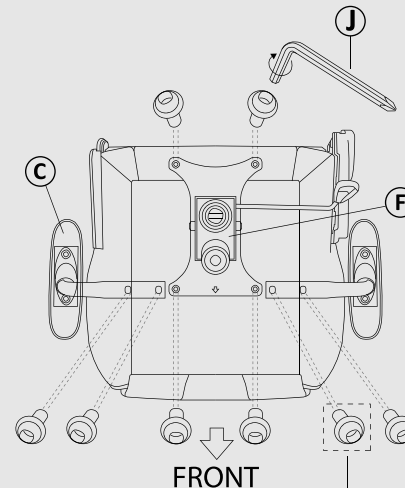
Step 1



Step 2

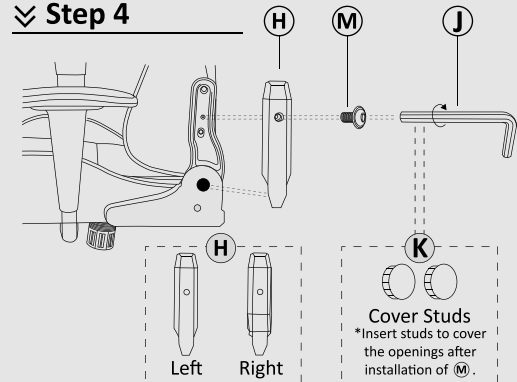


Step 3



*The arrow on the **F** points towards the front of the chair.

Step 4



Step 5



USER GUIDE

1. Please pull the levers upwards when adjusting the height and reclination of the chair. Do not push the levers downwards;
2. Please be careful when adjusting the backrest angle to avoid violent movement of the backrest;
3. This chair is for sitting only. Do not use as a stepstool, wheelchair or other purposes;
4. Please do not sit close to the front of the chair;
5. This chair is designed for only one person's use at a time;
6. Please do not sit on the armrests;
7. Avoid leaving the chair in direct sunlight to prevent fading;
8. Clean with gentle cleansers if necessary. Do not scrub excessively;
9. All parts should be checked regularly to ensure this chair is safe to be used;
10. Stop using the product immediately if the chair is found to be damaged. Please contact us for more information.

用戶須知

1. 當調整座椅角度和高低時，請向上拉動坐椅右方和下方的把手，切勿用力向下推；
2. 使用座椅之調角器時，請小心使用以防椅背回彈過快和夾手；
3. 本產品為座椅，請勿作為梯子或輪椅等其他物品使用；
4. 請勿坐在座椅的前方，以免座椅向前翻；
5. 本座椅只供單人使用，請勿站立或跪在座椅上；
6. 切勿坐在座椅的扶手上；
7. 請避免陽光直接照射及放在強光下暴曬，以防塑膠老化；
8. 清潔座椅時，請勿使用具腐蝕性的清潔劑及大力磨擦，以免損傷面料；
9. 請定期檢查座椅螺絲等零件是否鬆脫，確保使用安全；
10. 如發現產品零件有異常或損壞時，請立即停止使用，並聯絡本公司。



Make It Yours.



designed by
zenox
get your back on every reason

Cooler Master Caliber R1 ***RACING CHAIR*** INSTALLATION MANUAL